

## Specifications

		TOP21LT	TOP21H	TOP31	TOP35B	TOP45B	TOP55B	TOP60B
Energy class	ft-lbs	150	225	375	550	750	1000	1250
Working pressure range	psi	1300-1740	1300-1740	1450-2030	1600-2400	1450-2320	2030-2465	1735-2320
Frequency range	bpm	550-1000	550-1000	450-1000	380-1000	800-1100	400-1100	730-970
Approx. operating weight	lbs	195	265	386	565	780	1060	1190
Chisel diameter	inches	1.77	1.77	2.24	2.4	2.7	2.9	3.3
Back cap N2 gas pressure range	psi	142-200	142-200	142-200	116-142	142-171	142-200	156-171
Carrier machine weight range	US tons	0.8-2.5	1.1-2.5	1.65-4.4	2.2-4.4	4.4-8.0	5.0-9.0	6.0-10.0
Piping inner diameter	inches	1/2	1/2	1/2	1/2	1/2	1/2	3/4
Circuit relief valve set at	psi	2500	2500	2500	2500	2500	2500	2500
Carrier output flow range	gpm	4-9	5-9	7-13	13.2-17	17.2-21.5	16-23	17-23

		TOP90	TOP100A	TOP150	TOP205B	TOP270
Energy class	ft-lbs	2000	2500	3000	4000	5000
Working pressure range	psi	2000-2620	2030-2620	2030-2620	2030-2600	1850-2420
Frequency range	bpm	550-850	550-710	600-750	370-580	360-700
Approx. operating weight	lbs	1450	2440	3000	4120	5680
Chisel diameter	inches	3.9	4.3	4.8	5.3	5.5
Back cap N2 gas pressure range	psi	114-130	71-156	71-156	28-42	36-43
Built-in accumulator N2 gas	psi	N/A	N/A	N/A	870	870
Carrier machine weight range	US tons	7.7-13.2	11-21	14-21	20-30	22-33
Piping inner diameter	inches	3/4	3/4	3/4	1	1
Circuit relief valve set at	psi	2700	2700	2700	2700	2700
Carrier output flow range	gpm	22-31	29-35	30-35	43-53	47-63

		TOP300	TOP400	TOP700
Energy class	ft-lbs	7500	10000	15000
Working pressure range	psi	2030-2620	2030-2620	1990-2630
Frequency range	bpm	280-420	320-400	260-340
Approx. operating weight	lbs	6650	9350	12150
Chisel diameter	inches	6.1	6.7	7.3
Back cap N2 gas pressure range	psi	43-57	40-46	71-78
Built-in accumulator N2 gas	psi	870	725	725
Carrier machine weight range	US tons	31-47	38-53	50-
Piping inner diameter	inches	1	1-1/4	1-1/4
Circuit relief valve set at	psi	3000	3000	2800
Carrier output flow range	gpm	63-72	74-93	79-101

[H2711]



### Okada America Inc.

12950 SE Hwy 212 Bldg. D  
Clackamas, OR 97015  
Tel 503-557-7033  
FAX 503-557-7779

904 Medina Rd.  
Medina, OH 44256  
Tel 330-239-2666  
FAX 330-239-3670

115 Commerce Blvd.  
Cleburne, TX 76033  
Tel 817-774-1295

www.okadaamerica.com



## TOP SERIES HYDRAULIC BREAKERS



The TOP55B, TOP205B, and TOP270 have a two-speed feature. Max frequency is while the breaker is in short stroke mode.

Operating weight excludes a backing plate for skid steer configuration.

Please refer to carrier specifications in order to see what combination is best for you.

Specifications are subject to change without notice.



# Okada Technology

## Accumulator

Used to reduce pressure spikes in supply and return lines to protect the carrier hydraulic system. The high pressure accumulator is field repairable without removing the breaker from its mountings. Breakers under 4000 lbs do not require accumulators.

## Seals

Cup seals are utilized to secure flow in the oil and gas chambers.

## Nitrogen gas

Cushions the piston on the upstroke, eliminating the need for shock absorbers, and increases the piston down stroke force.

## Auto-lube


A central grease port with internal grease passage allows you to easily adapt the hammer to most Auto Lube systems.

## Chisel set pin

Heavy dual chisel set pins in many Okada models offer extended service life.

## Working tools

Choice ofmoil, chisel, blunt and special application tools.



## Piston Travel/Long Stroke Design


Travels through one machined piece (no misalignment). The long stroke design reduces shock loads and vibration, which can cause operator fatigue and machine stress. Okada breakers have the highest tolerance to high operational back pressures available without negative operational effects.

## Bracket configurations

Skid-steer loader

Universal mount

Vertical bracket



Custom engineered single and two-position brackets give excellent results on many popular carriers. We are able to match most manufacturer's quick coupler requirements.

Universal brackets are mounted on a variety of carrier machines using a slip-fit pin kit. These brackets are recommended for rental applications and users who have multiple carrier machines.

Vertical brackets are the most commonly used mounting method. The upper mount bracket can be used together with quick-coupler systems on a variety of carriers.

## Working tools

### Moil point

The moil point tool is best for breaking concrete, bedrock and pavement.

### Chisel

The chisel tool is ideal for trenching work, finishing slopes and specialty applications.

### Blunt

The blunt tool provides excellent shattering effects in quarries.

### Core moil point

These special tools have a core insert of extremely durable wear resistant steel. Sharpening is unnecessary because the outer edge of the tool wears faster than the hardened core, which produces double the service life of standard working tools.

### Asphalt cutter / tamper pad


These special tools are available and make your hammers more versatile.



Moil point Chisel Blunt



Core moil point



Tamper Asphalt cutter